

C.P.A.
S.R.L.

WHITE SMOOT POOL EDGE



C.P.A. srl

Via Don Demetrio Castelli, 71 - 12060 RODDI (CN)
Tel. 0173.245523 - Fax 0173.220922

www.cpa-piscine.it
cpa@cpa-piscine.it

Ver.05- 2020-06-03

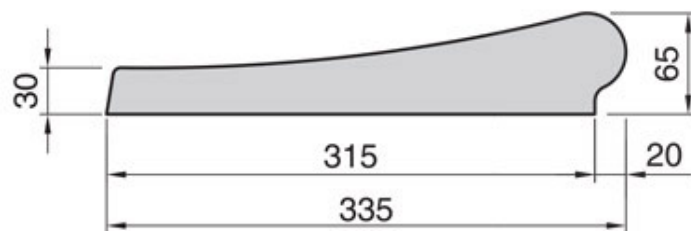
Description

The White edge, a piece of furniture for the swimming pool, is produced in poured vibro concrete, prepared with special mixers and consisting of a cement mix with quarried washed aggregates with adequate granulometry.

General features

- **Binder:** Rocca Bianca Italcementi, Cemento Portland 42.5 di densità pari a 550Kg/m³;
- **Inert:** bianco zandobbio diametro 0-9 mm;
- **Rapport A/C** = 0.5;
- **Nominal weight:** 19 kg/pezzo.


Smooth edge section



Technical Dimensions

Straight edge

Nominal Weight: 19 kg



*White
edge*

*Grey
edge*

*Width
[m]*


1020001

1020870

0.600

Corner 90°

Nominal Weight: 11,5 kg



*White
edge*

*Grey
edge*

*Width
[m]*


1020002

1020871

0.390

Corner 90° inverted


Nominal Weight: 15 kg

**White
edge****Grey
edge****Width
[m]**

1020004	1020872	0.370
---------	---------	-------

Roman Stair Corner

Nominal Weight: 15 kg

**White
edge****Grey
edge****Radius
[m]****Sviluppo
interno [m]**

1020854 DX int.	1020873 DX int.	1.00	0.335
1020855 SX int.	1020874 SX int.	1.00	0.335
1020856 DX int.	1020875 DX int.	1.50	0.335
1020857 SX int.	1020876 SX int.	1.50	0.335

Radius Border

Nominal Weight: 18,5 kg

**White
edge****Grey
edge****Radius [m]****Width
[m]**

1020750	1020880	0.65	0.520
1020751	1020881	0.80	0.445
1020752	1020882	1.00	0.485
1020753	1020883	1.25	0.510
1020754	1020884	1.40	0.480
1020755	1020885	1.50	0.510
1020756	1020886	1.75	0.510
1020757	1020887	2.00	0.510
1020758	1020888	2.50	0.560
1020759	1020889	3.00	0.523
1020760	1020890	3.50	0.560
1020761	1020891	4.00	0.560
1020763	1020892	5.00	0.560
1020764	1020893	6.25	0.560
1020765	1020894	7.00	0.600
1020766	1020895	8.50	0.560
		Inverted Radius [m] [m]	width [m]
1020767	1020792	1.25	0.600
1020768	1020793	1.50	0.500
1020769	1020794	2.00	0.500
1020770	1020795	3.00	0.500
1020771	1020796	3.50	0.500
1020772	1020797	4.00	0.500
1020773	1020798	5.50	0.500
1020774	1020799	6.50	0.555

WARNING:

252/5000

Our products are a conglomerate of natural aggregates and colored pigments, therefore we cannot guarantee uniformity of color on different supplies. Sandblasting cannot be constantly the same for supplies distributed over time.

EFFLORESCENCE

1. 1. It should be noted that some artifacts may have whitish halos (efflorescence) derived from calcium hydroxide which rises to the surface by combining with the CO₂ of the atmosphere: efflorescence is a natural phenomenon, which disappears over time. In this regard, precisely because efflorescence is a natural phenomenon, which disappears over time, the supplier company will not consider any complaints raised.
2. If rapid removal is desired, wash the product with a 5-10% solution of water and hydrochloric acid, carefully distributing it with a mop and rinsing thoroughly with water.

TECHNICAL NOTES: laying poolside and tiles

- a. In relation to the type of processing envisaged, it is advisable to present the edge or flooring dry in order to check for any defects, inconsistencies and / or discrepancies with respect to what is foreseen in the project.
- b. Based on "chromatic" or "decorative" needs, the installer is responsible for using pieces from the same supply, selecting the product, in order to mitigate any differences in shades due to the composition of the same.
- c. The laying surface must be sufficiently compact, planar and clean; and have reached complete "maturity". This plan must also take into account any precautions useful to prevent shortages of resistance, in order to guarantee the support function.
- d. As a "glue" use a professional product, suitable for outdoor use, chromatically similar to the material supplied, following the precautions shown in the relative technical data sheet.
- e. Before laying, clean the edges and tiles with dry rags. If necessary, use tap water to moisten the rags. Never use abrasive cloths or similar.
- f. Edges or tiles must be laid with grouted joints, with a product suitable for outdoor use, in the presence of chemically treated water for swimming pools and chromatically similar to the material supplied.
- g. If the installation is NOT the last job, protect the edges and tiles with specific paints for painting, in order to avoid soiling, trampling marks and more in general various damage due to the construction site. Alternatively, perform a thorough cleaning with detergent, wax remover and degreaser.
- h. At the end of the installation, perform an overall cleaning with concentrated neutral detergent product. Then treat the flooring with breathable water-repellent product, the choice of which is the sole responsibility of the installer.
- i. the. Any halos detectable on freshly laid samples must be reviewed within six months, a time deemed appropriate for the purpose of exhaustion of the maturation cycle of the material.
- j. It is recommended to leave at least 1 mm of space between each element.
- k. It is recommended to check the condition of the products before laying for any complaints.
- L. In any case, the warranty is limited to the exchange of only defective products, but does not cover installation.

MAINTENANCE: poolside and tiles

1. Avoid the accumulation of persistent dirt: it is recommended to clean the flooring regularly on the basis of the context and exposure.
2. Any cleaning must NOT take place with high pressure jets and / or with the use of chemically active aggressive substances that could cause significant damage. In this case, the supplier does NOT take any responsibility for the damages thus caused.
3. If necessary and based on the environmental context, the use of detergent, de-waxing and degreasing product may be advisable.
4. If ice forms on the edges, DO NOT use any salt, hot water or anti-freeze products.

Note

☐ The information contained in this document may change at the discretion of the editor, without notice, contextually to the changes of the product in question to this document: it will be the customer's responsibility when ordering to verify the persistent correspondence of the product to the information sheet.

☐ Any technical diagrams reproduced in this document are for information purposes only and are not valid for regulatory purposes